



THE CREATION OF COMIC STRIPS USING CANVA IN TEACHING WRITING TO STUDENTS

Tira Nur Fitria*,
Institut Teknologi Bisnis AAS Indonesia

ARTICLE INFO

Article history:

Received: 09-06-2023

Accepted: 11-06-2023

Published: 29-06-2023

Keywords: Canva, comic, comic strips, teaching writing, writing

ABSTRACT

This study simulates the making of comic strips using Canva in teaching writing skills. This research utilizes descriptive qualitative. The analysis shows that creating comic strips using Canva is easy and simple. Open Canva at www.canva.com/ on mobile/ desktop then sign in or register using email, Facebook, or Google. Search for "comics" to start designs. Browse templates, start with a blank page, or choose Canva's ready-made templates. Experiment with features comic designs then customize comics with color schemes, layouts, font styles, and combinations of stickers, icons, and illustrations. Rearrange speech bubbles and frames, upload images, save/publish and share. Teachers can use Canva to create/design comic strips for writing English sentences/conversations. We can use the available comic strip template patterns or customize them as needed. For example, we create/design a comic strip about "My Daily Activity", we ask students to write sentences/essays of descriptive text according to the picture instructions in the comic strips from the activities of waking up to going to school using the present tense. We can ask students to write sentences/essays about "All About Me". We can ask students to write down what is depicted in the comic strips, for example, personal information including name, birthday, address, family, favorite, hobby, or ambition. Several ways need to be considered in creating comic strips such as the concept/story idea, storyline, and attractive image. For making interesting and educative learning comics, we can include an element of humor, insert material in character conversations, use casual language, and create attractive visuals.

* Corresponding author.

E-mail addresses: nabila.khansa.2202118@students.um.ac.id (Nabila Khansa Izzaturrahmi)

ISSN : 2597-7385 (Online) - ISLLAC : Journal of Intensive Studies on Language, Literature, Art, and Culture is licensed under Creative Commons Attribution-ShareAlike 4.0 International License (<http://creativecommons.org/licenses/by/4.0/>).

INTRODUCTION

Along with developments in the world of education. As a teacher, we must have excellent innovation and creativity for student interest in a lesson. Teachers are required to be creative in providing material so that students do not only do academic assignments but also do fun activities to motivate students to learn. Learning media is needed by teachers in supporting and supporting teaching in education (Pelangi, 2020). Media is a tool used by teachers in teaching, apart from using books or lecture methods, teachers are also expected to have different learning media and adapt the material and conditions to their respective students.

Teachers require learning material to assist and supplement their teaching and learning process (Fitria, 2022a). In addition to utilizing books or teaching techniques, teachers are also required to have a variety of learning media and to adapt the information and circumstances to the needs of each student (Fitria, 2022b). Rofiana (2022) states that interactive learning media is a tool that links text, images, photos, audio, and video that can be used in conveying material when teaching so that students can respond directly to the media. Everyone is required to comprehend technology as a support for all present activities, including schooling, given the current rate of technological growth and its rising sophistication.

Today, technological developments are increasingly rapid and advanced, everyone is expected to understand technology as a support for all existing activities, as well as in the realm of education. Teachers can create seamless and seamless graphic designs, and Canva is one of them. In the world of online and face-to-face education, comics are one of the most interesting learning media, especially for children in kindergarten, elementary school, and high school. In fact, with a distinctive graphic design, students still like to study cartoon media. Fortunately, the Canva platform already provides comic book templates that we can edit quickly. Canva is a multipurpose graphic design platform that provides many features from free to paid. However, we can use a free account to create tutorial comics on Canva. It can even be published directly online. Teachers and students can take advantage of technology-based learning media, one of which is the Canva application.

Canva is an online-based application that provides attractive designs in the form of templates, features, and categories provided in it. Various and attractive designs, make the learning process not boring. By using the Canva application, teachers can teach students knowledge, creativity, and skills so that this media can also be used in various areas of life.

Canva is a graphic design platform founded in 2012 in Australia. Canva allows users to create social media graphics, presentations, posters, and other visual content. It's available on the web and mobile and integrates millions of images, fonts, templates, and illustrations. Canva facilitates the graphic editing process. It provides hundreds of free image templates made by many graphic designers and the Canva team. Canva makes it easy to drag and drop speech bubbles into designs and quickly add created dialogue, and we can edit dialogs, change colors, or move and resize bubbles. When making comics with Canva, students can use cellphones or computers/laptops.

Canva is one of the technologically-based educational tools that teachers and students may utilize. Canva is an internet tool that offers aesthetically pleasing designs in the form of templates, features, and categories. Diverse and appealing visuals make the learning process less monotonous. Teachers may educate students about information, creativity, and abilities by utilizing the Canva program so that these media can be utilized in a variety of contexts (Fitria, 2022c). Canva provides several advantages for the production of unique and creative educational materials. Canva's presence appears to be in response to contemporary needs.

Teachers and students are responsible for teaching a variety of skills that may be accomplished with the Canva program, such as making videos, photos, and presentations. This makes the creation of English instructional materials that need the use of images and videos to convey information quite simple Canva application-based audiovisual media can be used as an alternative to support the process of learning activities that involve students actively. Interesting learning media such as learning videos can also be used as fun media for students so they don't get bored quickly, especially when studying thematic material (Khoiriyah et al., 2022).

Innovation in education continues to move along with other fields (Fitria, 2021). In making learning media, educators can create comics using Canva. If in ancient times comics our only consumed for entertainment, now they are also useful in the realm of public education. Cultural and technological advances develop mutually influence each other. The same is true of comic art that has developed following the latest technology (Rahadian,

2017).

Comics are a medium for expression through images combined with text or other forms of visual information and usually have quite a lot of pages. Comics are storytelling images arranged narratively. Most of the contents of comics are fresh, funny, full of comedy, and educative, although some carry more serious topics. People who make comic drawings are called comic artists, and each of these figures has unique visual characteristics. From great superheroes saving the world to everyday adventures with magical pets, comics can convey the imagination of comic creators in the best way. Comics is a popular art form that not only entertains but also educates because of its ability to tell complex stories using pictures as well as dialogue. While the comic strip is a combination of several images that are made in such a way as to become a short story. Comic Strips consist of a series of images. These illustrations facilitate students' comprehension of the story's concepts by arranging them in chronological order (Darsalina et al., 2016).

Making comics is not as difficult as we think. Nowadays, there are many easy-to-use, even free comic-making applications available, such as Canva. Starting from making simple comics, and editing comics, to guides on techniques for making comics, everything is available here. Now is the time for us to have our comics. Navarre (2018) states that Canva is capable of more sophisticated designs for print media (e.g., flyers, posters, invitation cards, brochures, etc.). Canva lets users arrange images, text, and emotions to bring our ideas to the coolest and coolest comics. Even though it looks difficult. The use of this comic design can also be combined with the use of other design models, for example, e-book cover templates. Canva's comic creator is very easy to use. We do not have to be professional cartoonists, artists, or designers to make great comics. We just think about the topic and storyline we want, Canva is ready to fill our design needs in a qualified manner.

Creating a free Canva account grants access to hundreds of pictures and icons, which may be incorporated into current templates or used to create a new design from scratch (Pacansky-Brock, 2017). Canva is ideal for simple graphics (like a thumbs-up icon for an announcement about the results of a class project, a bold arrow to call attention to a section of our assignment's instructions, or a photo of our class with the date imprinted on it). When we're finished with our design, we may download it as an image file and post it directly to our course site or LMS, or we can share it via the Canva link.

There are several previous studies related to the student's response toward the use of

comics designed by Canva. Dewi & Surur (2021) state the development of math comics using the Canva application, after going through all stages of development, obtained very good results and received positive responses from students. So that this mathematical comic media is effectively used in learning mathematics for fifth-grade elementary school material. Putry (2021) states that the student response to Canva-based online comic media products developed into categories "Very Good" so media product is effective and feasible to use in learning. Thus, it can be concluded that students are more interested and easier to understand the material anecdote text using media online comic learning. It is also supported by Nababan (2022) that learning media in the form of Canva e-comics in subjects based on a contextual approach to buffer solution material can be tested. The response of students got a percentage of 98.9 % in the very good category. Thus, this chemical economics is very good and very suitable to be used as teaching material on buffer solution material.

Several studies above discuss the students' response to comics designed by using the Canva application has positive results. In this research, the writer is interested in researching comics and Canva, but here the writer only wants to simulate or describe the process of making digital comics (comic strips) using Canva for the teachers' references in teaching students. Of course, further research is still possible to do related to the development of comic designs using Canva as a learning medium for example for students in tertiary institutions.

METHOD

This study utilizes qualitative research methods. Instead of numbers and statistics, qualitative research works with data in the form of words, photographs, and other visuals and artifacts (Ary et al., 2018). In qualitative research, process and meaning (subject viewpoint) are stressed. This descriptive research aims to describe how the Canva application is used to create digital comics (comic strips) for learning media.

Observation is used for collecting data. and Stawarski (2016) assert that observation is one of the accessible approaches for collecting qualitative data. Observation is the act of viewing a thing directly and in-depth to get accurate information about the object. In this study, the researcher observes the simulation of Canva's application in creating digital comics (comic strips). In analyzing data, the research uses three steps of analysis such as data reduction, data display, and conclusion as proposed by Miles et al. (2018). During data

reduction, data collected in the field through observation are summarized, selected, and focused on pertinent issues. After the data has been condensed or summarized, it is then presented by using a picture/figure or table. Observational data are evaluated and thereafter provided in the form of pictures. At the stage of data collection, researchers draw conclusions supported by substantial evidence.

FINDINGS AND DISCUSSION

Findings

This study simulates the making of comic strips by using Canva-based design in teaching English writing to students. Creating short, simple, and funny comics online with examples of inspirational images, including in English, can be done via the Canva comic application. There are several ways of creating comic strips using Canva as follows.

1. Open Canva platform

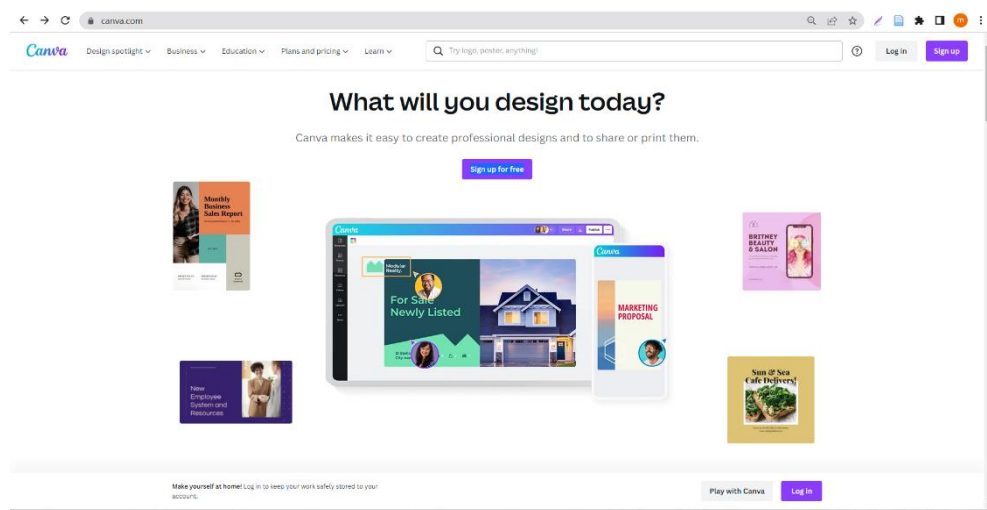


Figure 1. The Homepage of Canva

Canva is accessible via mobile or desktop. Open Canva on our mobile or desktop or visit <https://www.canva.com/>.

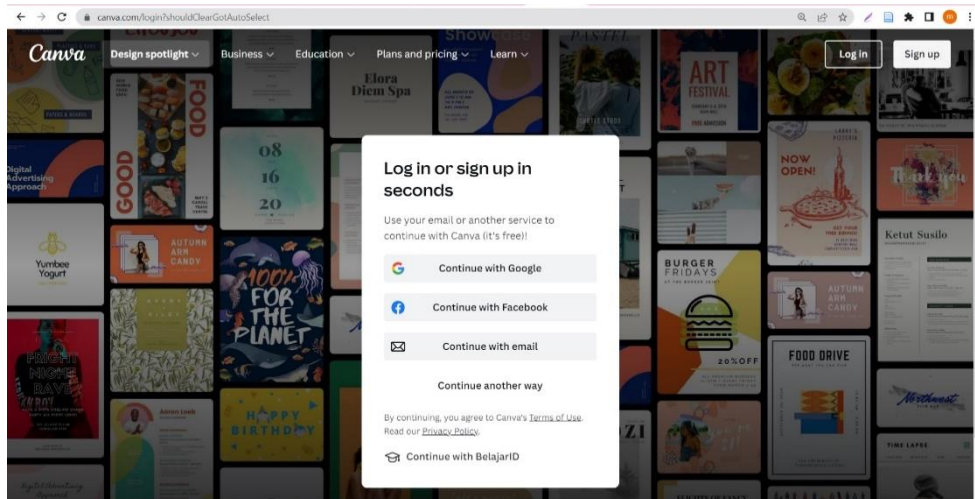


Figure 2. The Homepage of Canva

Sign in or register using our email, Facebook account, or Google. We can create comics in Canva using her smartphone. However, according to Encouraging Teacher, it is easier and faster for us to access it from a computer or laptop. then search for "comics" to start creating designs.

2. Browse Templates

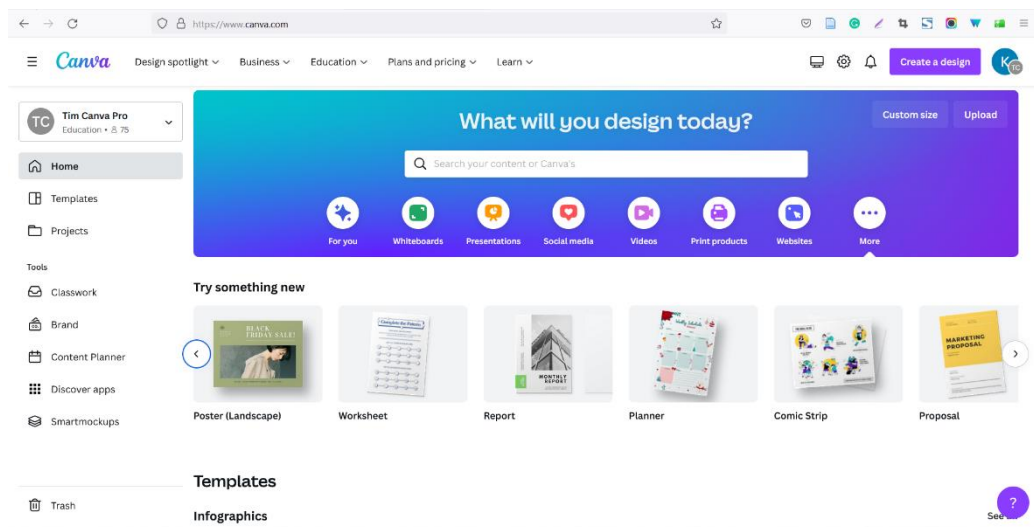


Figure 3. Canva Template

Search for "comics" to start creating designs.

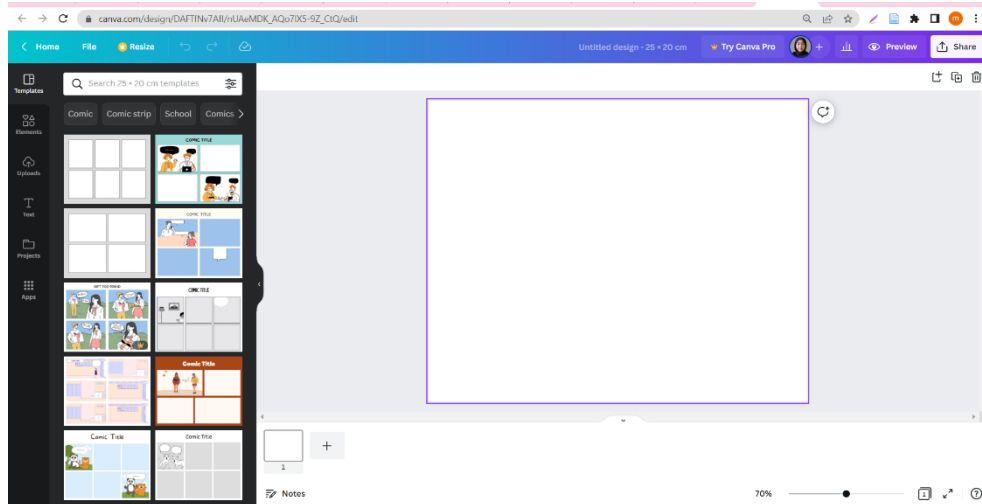


Figure 4. Comic Strips Template

Start with a blank page or choose one of Canva’s ready-made templates. Browse comic templates for every theme, style, and lawyer. After finding the best template, just click on it to start creating comics. Once logged in to the Canva platform, find the “Comic” template on the homepage.

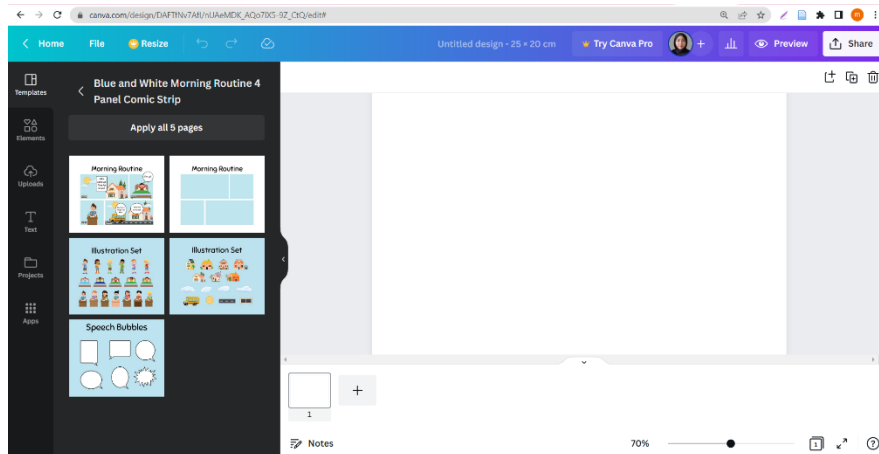


Figure 5. Choosing Panel Comic Strips (1)

For convenience, we can enter the keyword “Comics” in the search box. This is because each template page has a title holder, a different set of descriptions, and a different type of bubble. We can also create custom-sized designs, but we will have a hard time finding suitable cartoon and comic elements later.

3. Experiment with features

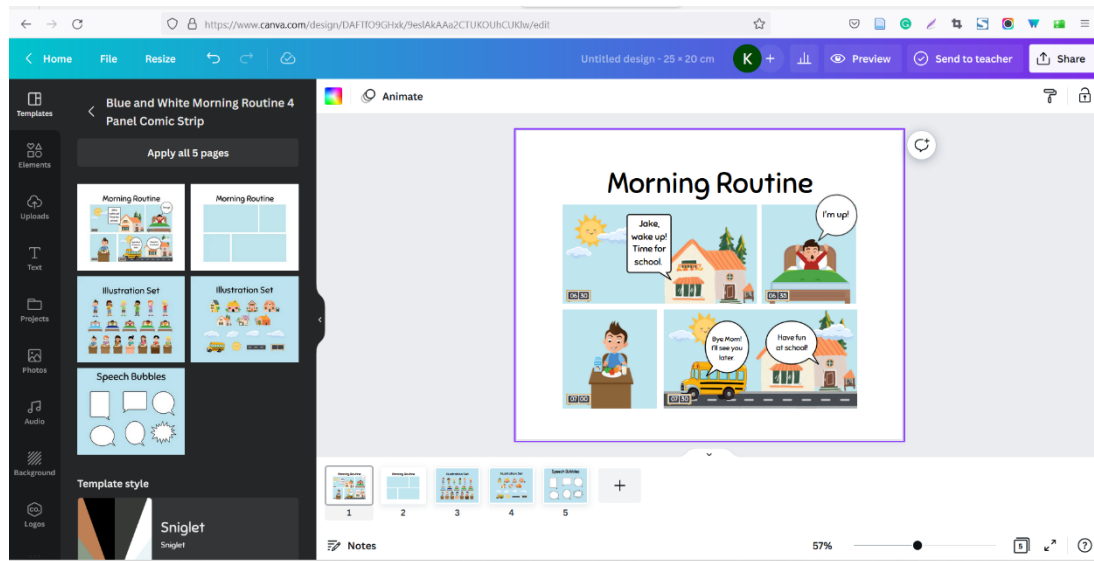


Figure 6. Comic Strips “Morning Routine”

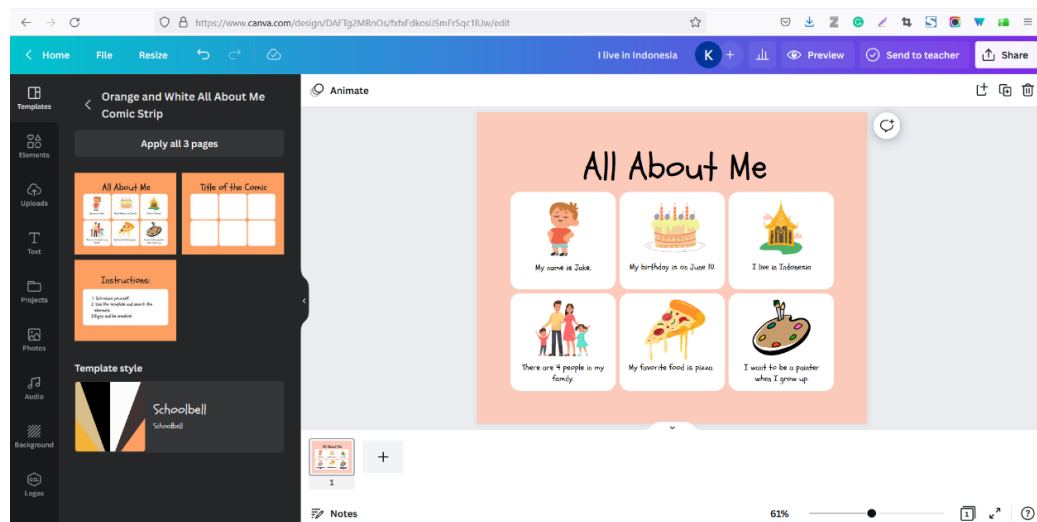


Figure 7. Comic Strips “All About Me”

Designing comics in Canva is easy as each template includes a full page, a blank page, a speech bubble, and two illustration set pages. Easily drag and drop each element into our design. Creating comic designs is easy because each template includes a full page, a blank page, a speech bubble, and two illustration set pages. Easily drag and drop elements into our design. To create comics, we create interesting conversations by selecting sets of illustrations and speech bubbles. Adjust to the comic theme. As an example; if the comic is about “homeschooling”, look for elements about learning activities and also use cartoon backgrounds related to home. Also, don't forget to provide animated graphics and text to bring the comic to life. If we are not satisfied, also add the track/music. Creating comic designs is easy because each template includes a full page, a blank page, a speech bubble,

and two illustration set pages. Easily drag and drop elements into our design.

4. Customize our comics

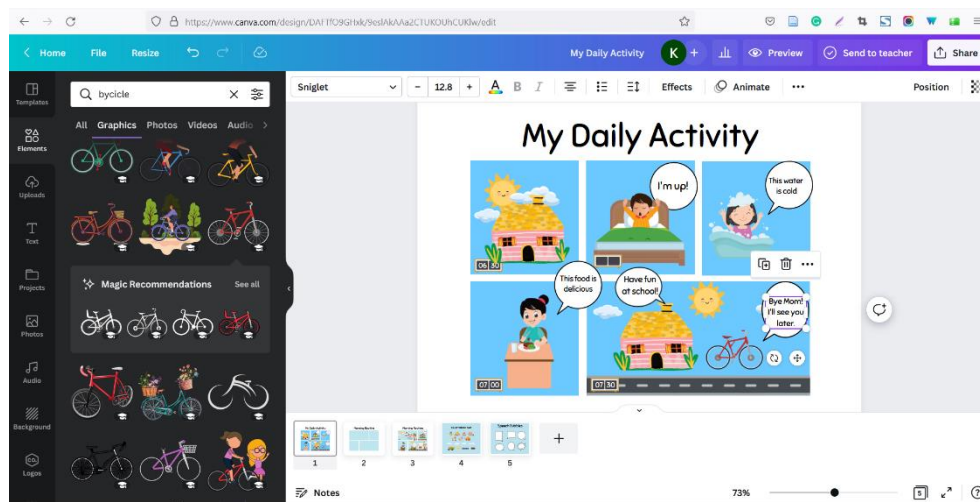


Figure 8. Choosing Element Comic Strips in “My Daily Activity”

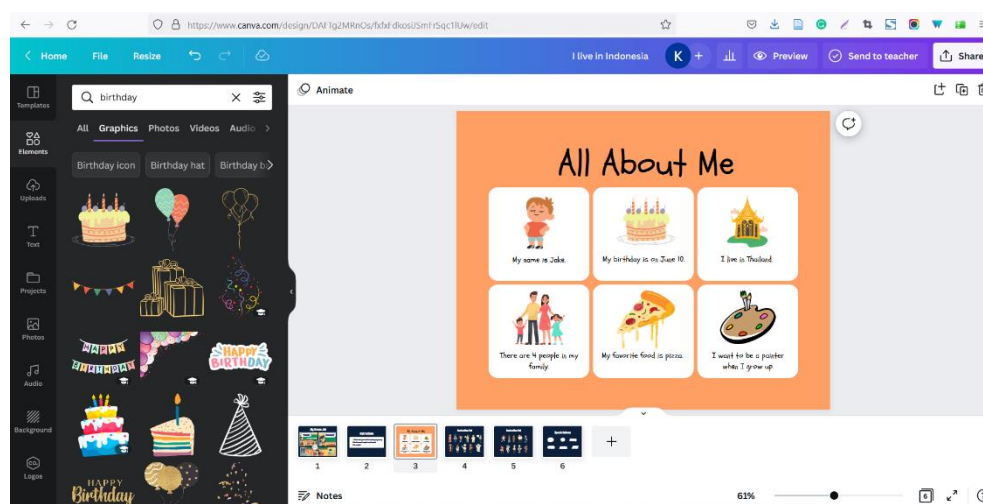


Figure 9. Choosing Element Comic Strips in “All About Me”

Get creative with color schemes, layouts, font styles, and combinations of stickers, icons, and illustrations. Rearrange speech bubbles and frames, or upload our images and creations. Combine all these elements and edit the comic until the results are satisfying.

We as teachers can use the Canva application to create or design comic strips for learning to write English essays, whether sentences or paragraphs. We can use the available comic strip template patterns or customize them as needed. For example, in the comic strip "Morning Routine", we can ask students to write sentences or essays of descriptive text according to the picture instructions in the comic strips such as routine activities from waking up to going to school using the simple present tense. Another example, for example in comics on other trips, we ask students to write sentences or essays about "All about me". We can ask students to write down what is depicted in the comic

strips, for example, full name, birthday, house (address), family (father, mother, brothers, and sisters), favorite food, and ambition in the future.

5. Save/publish and share

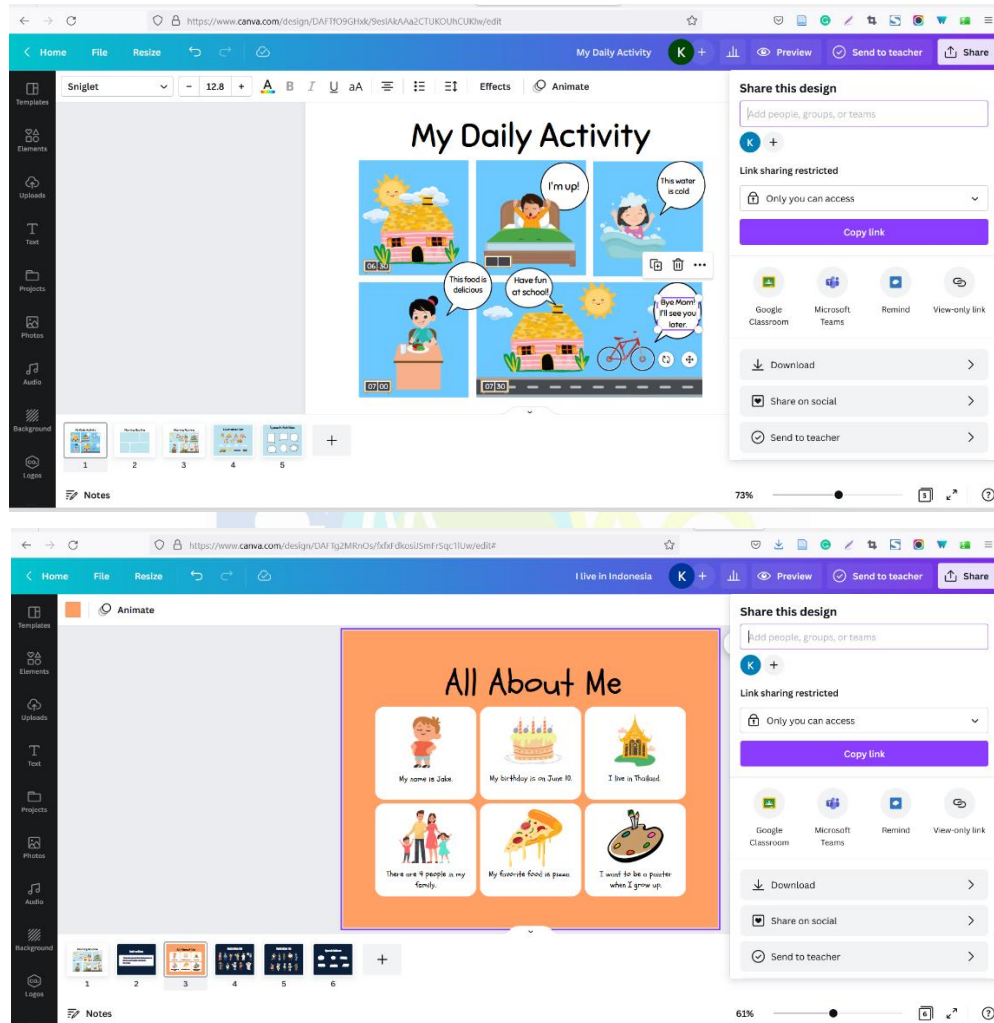


Figure 10. Saving/Publishing Comic Strips

If we are satisfied with the result of our comic, save it and download it any time according to the format we want. We can upload our comics on social media like Facebook and Instagram, or print them in high resolution if we want to share them in person. Download or Publish Comics on Canva Online. We can also post it on Facebook or Instagram. Or, upload and print in high quality at home. We can also create designs with friends using collaboration tools. It can even be used in online learning platforms.

Discussion

Canva offers several tools, and the comic creator tool is one of them. It allows us to create great comics with the help of preset character sets. We can choose the plot we want and start creating our comic by entering the text one by one. It has many lawyers,

characters, etc. Apart from that, we can find various elements, a feature-rich text editing panel, a background-changing tool, and so on. The best thing is that we can include our comics by uploading them. We can export comics in PDF, JPG, as well as PNG formats.

As teachers, we do not always have to have good drawing skills to make comics, because we can use tools or tools to make comics. There are several ways to be considered in creating comic strips using Canva. First, use the appropriate application. The most important thing is that we can use tools or tools to make comics well. Currently, there are many applications that we can use to create comics, such as Canva. Interestingly each tool also has its character. For example, in Canva there are usually templates and several choices of complementary images for making comics. Whereas in Photoshop we should be able to make templates and draw our comic characters. Second, Determine the concept or story idea. For example, we want to create a comic strip that contains a story such as our daily activity. Because comic strips usually do not have a lot of pictures, it is a good idea to only convey one message in one comic strip. In general, one comic strip contains only four boxes containing pictures and messages. Therefore, we must be able to determine the concept of the story as well as possible. When creating a comic strip, it is also a good idea to create a character or icon. This character will later be used for all the comic strips that will be made. Third, determine the storyline. After we have a story concept or message we want to convey, now is the time for us to start writing the storyline. For example, it starts with the main character greeting the supporting character and after that, the main character gives information, or whatever it is. The most important thing we need to do when determining the storyline is to make sure the story is short, concise, and clear. Fourth, create an attractive image. We can start making pictures with tools or comic-making tools, according to the story we have made. However, if we are still confused about making an image directly using tools, we can make an image on a piece of paper first. After that, we can start creating images using tools. If the image we created is complete, do not forget to also add other images and additional interesting components. However, try not to include too many colors.

Besides, there are several ways and tips for making interesting and educative learning comics. First, include an element of humor. Comics do contain a lot of elements of humor. However, when making a learning comic, this element does not necessarily disappear. Comics must remain entertaining and trigger a sense of addiction for readers to continue reading them. Especially in stories devoted to supporting education. We can see a simple

example in children's magazines like Bobo. There are comic segments in it that are educational. We can make it one of the references for making special comics for elementary school students. Insert humor in comics. Try to be as natural as possible so that the delivery of the message is right on target.

Second, insert material in character conversations. Of course, learning comics must contain material following the educational curriculum. Incorporate difficult material into character conversations. This method is a tip so that children can get more references to understand new things. If our direct explanation doesn't make him understand, then using comic strips might make it easier for him. Especially for children who have visual intelligence, this media supports the learning process.

Third, using casual language. Style of language is very influential on the impact of media because the comics discussed this time aims to educate students, and relaxed language is recommended. This learning media is more flexible. Students can read it anytime and anywhere. Maybe they read while laying down, before going to bed, playing with friends, and so on. The use of light language will be easily digested. They won't feel burdened when they enjoy the comics we make. It is different if the language is complicated and stiff, we can be sure that the effects of the media we create will deviate from the goal. Therefore be careful in choosing words.

Fourth, create attractive visuals. The side of the comic that is most superior is the visuals. Even so, there are not a few comics that contain boring pictures. The choice of color, the form of the writing, and the shape of the characters in it are very important. It takes careful planning to make it. We should not be alone in compiling this media. Especially if we don't have drawing skills. Planning to make learning comics with the school will make it easier for us. All teachers can collaborate, especially in creating interesting visuals. What elements will be included in the image, which background will be selected, and all of that must be considered?

Fifth, engage students. Involving students using their names in comics will have a positive impact. Students' desire and curiosity can double when they find their names while reading. The emotional side will also be involved to make it even more exciting. Students will not only read for themselves but will also tell it to others. This kind of thing needs to be implemented to support the effectiveness of learning media through comics. The long and complicated process will not be in vain if the target readers are happy and educated. They will absorb messages from comics naturally. Without going through

coercion, the memory will last longer in the mind. Therefore as much as possible, involve our students. It will be more interesting if they also make up the storyline.

Fundamentally, the learning process is a communication process. This contact includes both teachers and students (Novitasari, 2020). Good communication between teachers and students needs the use of effective media to convey messages, and comics are one such instrument. In this sense, comic strips are utilized in classrooms more frequently than comic books. Teachers choose comic strips over comic books because they are easier to read. Therefore, students do not need to spend a great deal of time reading comic strips because they are quickly understood. Moreover, comic strip plots are typically simpler than those in comic novels. In addition, comic strips are published in newspapers, periodicals, and on the Internet. Their easy accessibility and availability facilitate the usage of comic strips in the classroom.

Using comic strips as a learning medium have advantage and disadvantage for students (Jabariah, 2020). As a learning medium, digital comics have the following advantages. First, the use of comic strip media as a learning medium, especially in English, is interesting to develop. This development can be seen through the results of relevant research on the application of comic media to teaching English or other fields of study. Humola & Talib (2016) states that comic strips could not only enhance the students' writing skills, but also it would improve their listening, speaking, reading, and English vocabulary. Even, Wijaya et al. (2021) add that the use of comic strips in language instruction helps enhance students' vocabulary, grammatical skills, and reading abilities, and supports writing skills. Darsalina et al. (2016) also add that comic strips' illustrations facilitate students' comprehension of the story's concepts by arranging them in chronological order. Through comic strips, students improved their writing skills across the board (Amrizal, 2022). This advantage is also supported by Megawati & Anugerahwati (2012) that the use of comic strips is a suitable method for enhancing students' ability to compose effective narrative texts. Furthermore, comic strips are quite useful for fostering the students' imagination and inventiveness (Lutfifati, 2011). Beside narrative text, Khairunnisak et al. (2021) explain that comic strips are an effective strategy for learning procedural text.

Second, comic strips have a very interesting potential to help teacher performance in achieving learning objectives. Interesting graphic visualization and short, simple, and easy-to-understand dialogues make everyone from all walks of life and ages love reading comics.

If reading interest has been hooked by the pictures and comic characters, the reader will want to know more about the contents of the comic story. This is what a teacher expects of his students to be interested in what will be conveyed in class. Students' motivation to know and learn the contents of comic stories because of attractive visual designs can be a basic pillar of students' interest in English subjects. Based on several studies and relevant sources, comics can increase students' motivation to be able to quickly complete the tasks given by the teacher. The teaching and learning process will also be focused, smooth, and comfortable according to the ideal class standard criteria.

Third, visual media contained in comics can also stimulate students' senses to process the information presented through story settings and situations. It cannot be denied that today more and more media developments are directed towards audio-visual, but comics are still able to survive because of their permanent advantages and they can be carried and read wherever comic lovers go. Likewise, with students, students can not only learn comic content in Madrasahs through teacher guidance but can also study independently at home.

Fourth, visual media contained in comics can also stimulate students' senses to process the information presented through story settings and situations. It cannot be denied that today more and more media developments are directed towards audio-visual, but comics are still able to survive because of their permanent advantages and they can be carried and read wherever comic lovers go. Likewise, with students, students can not only learn comic content in school through teacher guidance but can also study independently at home.

Fifth, comic strips also have a close relationship with entertainment and refreshment. In newspapers or magazines, there is usually a comic strip section with each theme and edition. Readers get refreshment with a funny and interesting atmosphere after reading serious news in the mass media. Apart from being a medium of learning, English comics also indirectly refresh and entertain students in the classroom.

Sixth, comics with educational purposes certainly contain values and moral messages that can be conveyed to students. In addition to learning materials, soft skills or behavioral learning are also honed at that time. Teachers are also facilitated by media or comic intermediaries that keep students' attention focused and focused on the learning process. Judging from the many descriptions of the advantages of comics as learning media, there is no doubt that this media is appropriate and feasible to develop and maintain its use in front of the class. Especially if the story has been arranged nicely, varied, and educative. National comic artists can contribute their talents and work to support education in

Indonesia.

Although comic strips are known more for their advantages, of course, there are also weaknesses when used in the classroom as a learning medium. Sumah (2021) states that the disadvantages of comic strips include less time spent reading, the development of students' ideas, a meaningful learning process, entertaining and engaging activities, the greatest motivation for students', comprehension, and visual appeal. However, the integration of comic strips with supporting media should be considered.

As additional media is very necessary if only one media cannot meet the requirements for use in class. Comics are visual media consisting of graphic designs and characters. character. For pronunciation, automatically, students only rely on examples from their teachers, except if the comic media is supported by additional media in the form of conversational audio with the original voice of a native speaker. Therefore, teachers can use other supporting media besides just using comics as learning media in the classroom. Comics will be weak if there are students who do not enjoy or are unable to follow the learning style of using visual media. Then the teacher must adjust to the level of willingness and ability of students. Comics strips also require skills in using ICT, require sophisticated facilities, require internet quota to design or open, and take a long time to make because it has to do a lot of editing.

CONCLUSIONS AND SUGGESTIONS

We as teachers can use the Canva application to create or design comic strips for learning to write English sentences or paragraphs. We can use the available comic strip template patterns or customize them as needed. For example, we can create/design a comic strip with the theme of "Morning Routine", we ask students to write sentences or essays of descriptive text according to the picture instructions in the comic strips from the activities of waking up to going to school using the simple present tense. Another example, we can ask students to write sentences or essays about the theme "All About Me". We can ask students to write down what is depicted in the comic strips, for example, personal information including full name, birthday, house (address), family (father, mother, brothers, and sisters), favorite food, and ambition in the future. Of course, further research is still possible to do related to the development of comic designs using Canva as a learning medium for example for students in tertiary institutions.

REFERENCES

- Amrizal, A. (2022). The Effect of Comic Strip as Instructional Method in Enhancing Students' Writing Skills. *Journal of Education and Teaching (JET)*, 3(2), Article 2. <https://doi.org/10.51454/jet.v3i2.182>
- Ary, D., Jacobs, L. C., Irvine, C. K. S., & Walker, D. (2018). *Introduction to Research in Education*. Cengage Learning.
- Darsalina, L., Syamaun, A., & Sari, D. F. (2016). The Application of Comic Strips in Teaching Vocabulary. *Research in English and Education Journal*, 1(2), Article 2.
- Dewi, A. K., & Surur, A. M. (2021). Pengembangan Media Komik Sebagai Media Belajar Matematika Materi Pecahan Untuk Siswa SD Pada Masa Pembelajaran Daring Di Desa Rejowinangun. *Jurnal Literasi Digital*, 1(3), Article 3.
- Fitria, T. N. (2021). Lecturer's Pedagogic Competence: Teaching English in Online Learning During Pandemic Covid-19. *Journal of English Education*, 6(2), 100–108. <https://doi.org/10.31327/jee.v6i2.1569>
- Fitria, T. N. (2022a). Mastering English Grammar for Learners (Menguasai Tata Bahasa Inggris Dasar untuk Pembelajar). *Eureka Media Aksara*. <https://repository.penerbiteureka.com/uk/publications/356882/>
- Fitria, T. N. (2022b). Using Authentic Material and Created Material (Teacher-Made) for English Language Teaching (ELT): Benefits and Limitations. *JADEs Journal of Academia in English Education*, 3(2), 117–140.
- Fitria, T. N. (2022c). Using Canva as Media For English Language Teaching (ELT) in Developing Creativity for Informatics Students'. *ELT Echo : The Journal of English Language Teaching in Foreign Language Context*, 7(1), Article 1. <https://doi.org/10.24235/eltecho.v7i1.10789>
- Humola, Y., & Talib, R. (2016). Enhancing the Students Writing Ability by Using Comic Strips. *Proceeding of International Conference on Teacher Training and Education*, 1(1), Article 1. <https://jurnal.fkip.uns.ac.id/index.php/ictte/article/view/7678>
- Jabariah, A. (2020). Penggunaan Media Printed Material Comic Strips Dalam Pembelajaran Bahasa Inggris Untuk Meningkatkan Kosa Kata Siswa Kelas Vii.B Mts Al-Mustaqim Kota Parepare Tahun Pelajaran 2017/2018. *Jurnal Pendidikan Biharul Ulum Ma'Arif*, 4(2), Article 2.
- Khairunnisak, Chaira, S., & Qamariah, H. (2021). Using Comic Strips on Students' Achievement in Learning Procedural Text in the Second Grade of SMA Negeri 1 Darul Imarah Aceh Besar. *Jurnal Ilmiah Mahasiswa Pendidikan*, 2(2), Article 2. <https://jim.bbg.ac.id/pendidikan/article/view/607>
- Khoiriyah, B., Darmayanti, R., & Astuti, D. (2022). Design for Development of Canva Application-Based Audio-Visual Teaching Materials on the Thematic Subject "Myself (Me and My New Friends)" Elementary School Students. *Jurnal Pendidikan Dan Konseling (JPDK)*, 4(6), Article 6. <https://doi.org/10.31004/jpdk.v4i6.9291>
- Lutfiati, N. I. (2011). Using comic strips to improve the eight grade students' ability in writing narrative texts at SMPN 9 Malang [Undergraduate Paper, Universitas Negeri Malang]. <http://repository.um.ac.id/11036/>
- Megawati, F., & Anugerahwati, M. (2012). Comic Strips: A Study on the Teaching of Writing Narrative Texts to Indonesian EFL Students. *TEFLIN Journal*, 23(2), Article 2. <https://doi.org/10.15639/teflinjournal.v23i2/183-205>
- Miles, M. B., Huberman, A. M., & Saldana, J. (2018). *Qualitative Data Analysis: A Methods Sourcebook*. SAGE Publications.
- Nababan, S. (2022). Pengembangan E-Komik Berbasis Pendekatan Kontekstual Berbantuan Canva Pada Materi Larutan Penyangga di SMA [Undergraduate Paper,

- Universitas JAMBI]. <https://repository.unja.ac.id/a>
- Navarre, A. (2018). *Technology-Enhanced Teaching and Learning of Chinese as a Foreign Language*. Routledge.
- Novitasari, N. F. (2020). Comic Strips in ELT: Revisiting “The When and How.” *Getsempena English Education Journal*, 7(2), Article 2.
- Pacansky-Brock, M. (2017). *Best Practices for Teaching with Emerging Technologies*. Routledge.
- Pelangi, G. (2020). Pemanfaatan Aplikasi Canva Sebagai Media Pembelajaran Bahasa dan Sastra Indonesia Jenjang SMA/MA. *Jurnal Sasindo UNPAM*, 8(2), Article 2. <https://doi.org/10.32493/sasindo.v8i2.79-96>
- Putry, B. L. (2021). Pengembangan Komik Online Berbasis Canva Sebagai Media Pembelajaran Menulis Teks Anekdote Kelas X SMA N 11 Yogyakarta [Undergraduate Paper, Universitas PGRI Yogyakarta]. <http://repository.upy.ac.id/3412/>
- Rahadian, B. T. (2017). Komik Digital: Revolusi Komik Di Media Sosial. *Jurnal Seni Rupa GALERI*, 3(2), Article 2.
- Rofiana, H. (2022). Implementasi Media Pembelajaran Interaktif Berbasis Aplikasi Canva Pada Mata Pelajaran SKI di Kelas VIII Madrasah Tsanawiyah Syi'ar Islam Maibit Rengel Tuban [Undergraduate Paper, Universitas Nahdlatul Ulama Sunan Giri]. <https://repository.unugiri.ac.id/id/eprint/1593/>
- Sumah, N. (2021). The Use of Comic Strips To Improve Students' Ability in Write Narrative Text: A Literature Review. *Conference on English Language Teaching*, 1, 257–269. <https://doi.org/10.24090/celti.v1.23>
- Wijaya, E. A., Suwastini, N. K. A., Adnyani, N. L. P. S., & Adnyani, K. E. K. (2021). Comic Strips For Language Teaching: The Benefits and Challenges According to Recent Research. *ETERNAL (English, Teaching, Learning, and Research Journal)*, 7(1), Article 1. <https://doi.org/10.24252/Eternal.V71.2021.A16>